



Crocodile Crunch



The Australian freshwater crocodile is a shy reptile that can be sneaky when it hunts. Floating completely still in a river or creek, the crocodile quietly waits until a fish or frog comes close enough to snap its powerful jaws. Create your own hungry croc by following the instructions below.

Tip: Print on cardstock for a longer-lasting crocodile.

Materials

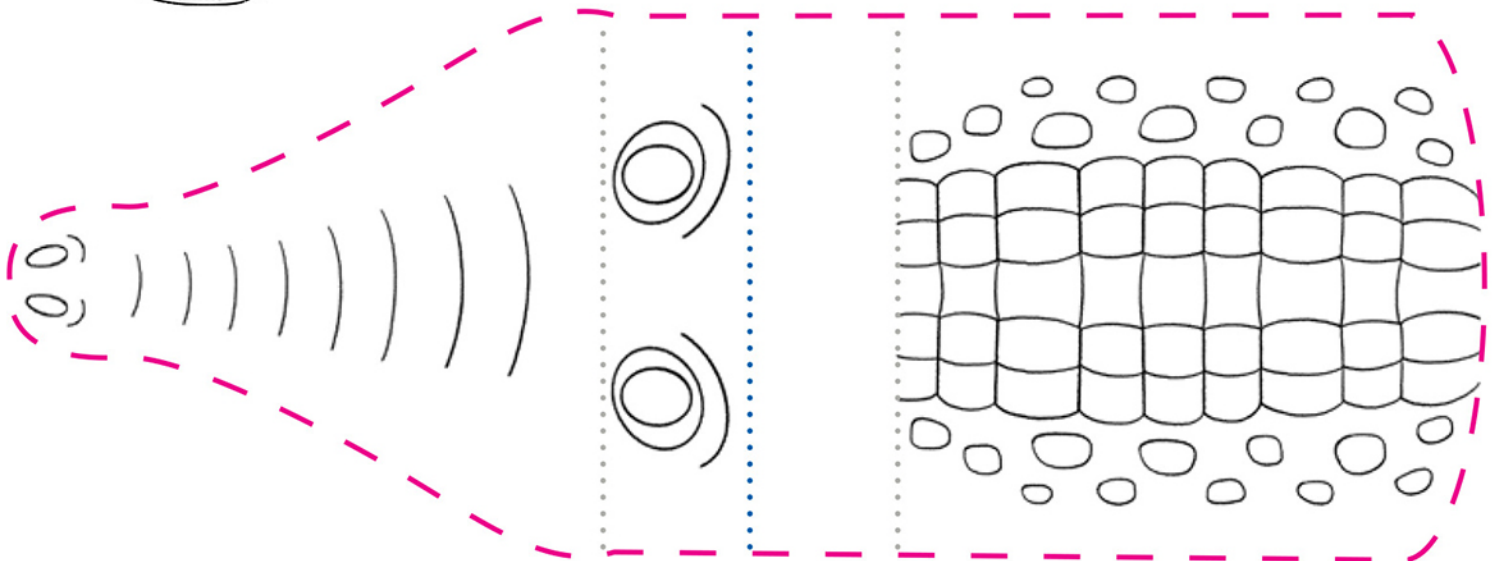
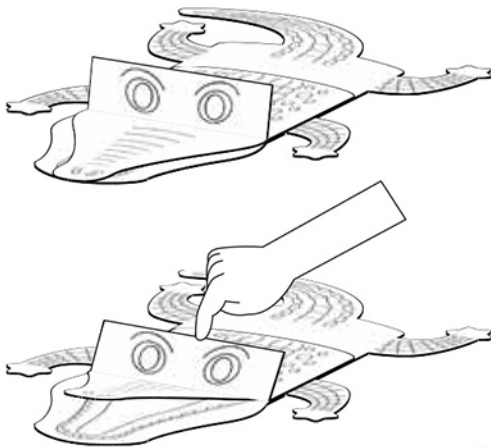
- Crayons or colored markers
- Child-safe scissors
- Glue stick

Legend

- Fold line (dotted line)
- Cut line  - - - - - (dashed line)
- Fold line (dotted line)

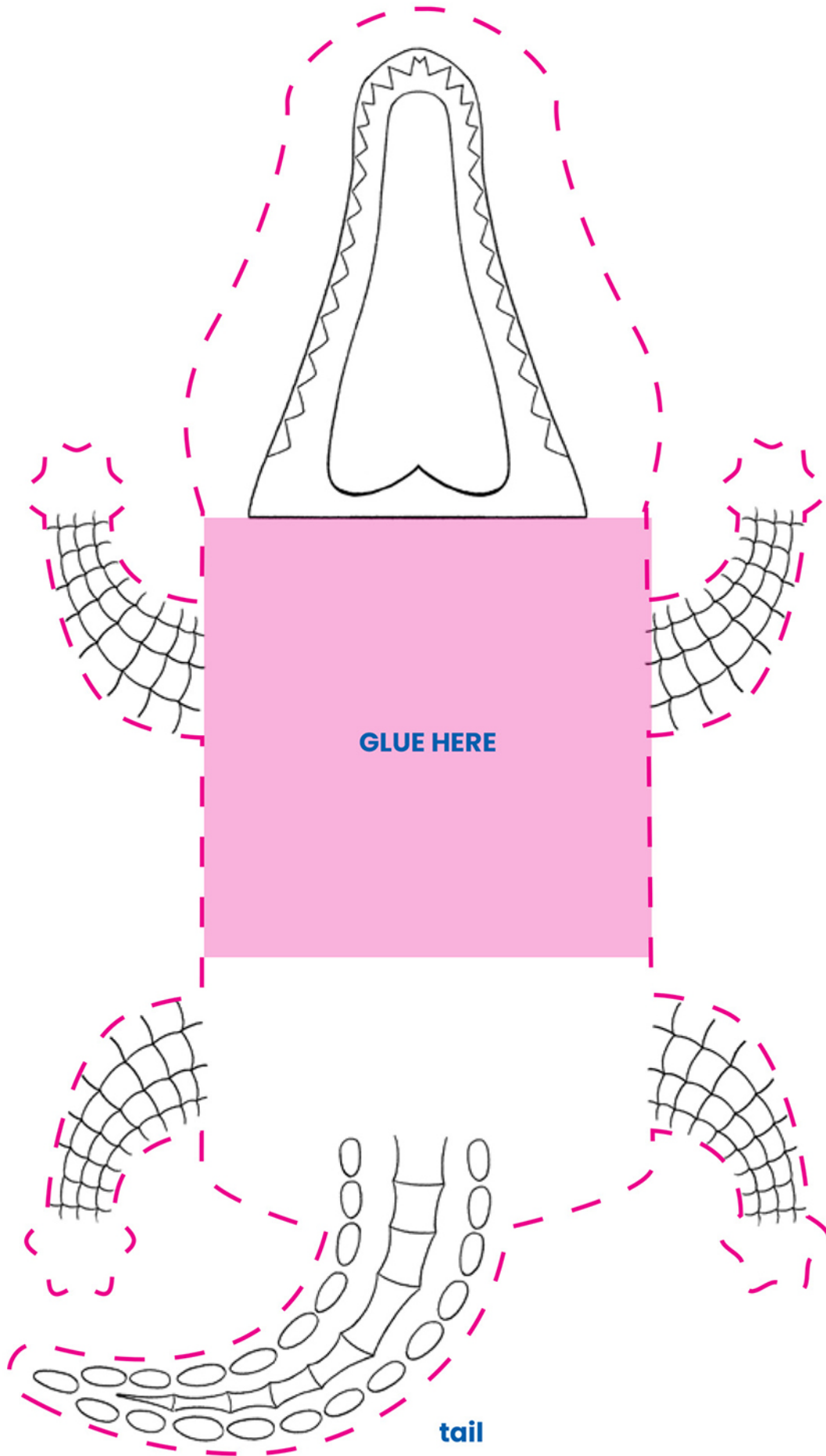
Directions

1. Color and cut out the top and bottom of the crocodile.
2. Fold down along the top's blue dotted line. Then fold up along the gray dotted lines so the eyes are on the folded flap.
3. Add glue to the underside of the flap. Press to attach.
4. Add glue to the GLUE HERE area on the bottom of the crocodile.
5. Line up the gray dotted line below the crocodile's eyes on the top with the solid black line on the bottom. Press to attach the top to the bottom.
6. Press down on the crocodile's eyes and watch it chomp!



top of crocodile

bottom of crocodile



tail