



Amazon Animals Pencil Pals

Tip: Print on cardstock for longer-lasting pencil toppers.

Materials

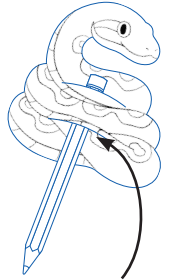
- Crayons or colored markers or pencils
- Child-safe scissors

Legend


- Cut line  -----

Directions


1. Color and cut out each animal.
2. Ask an adult to help fold each animal in half, and then use scissors to cut along the dotted lines to create two small slits.
3. Slide the top of a pencil through the two slits. Repeat for the remaining animals.



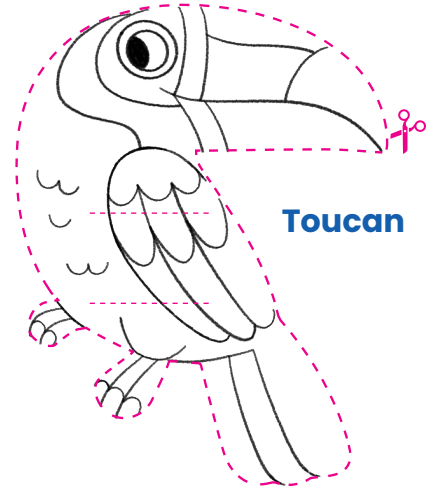
Slide in pencil through slits




Blue morpho butterfly




Boa constrictor




Toucan



Jaguar



Sloth



Capuchin monkey

