

Little Passports® Fly, Butterfly!

Tip: Print on cardstock for a longer-lasting work of art.

Materials

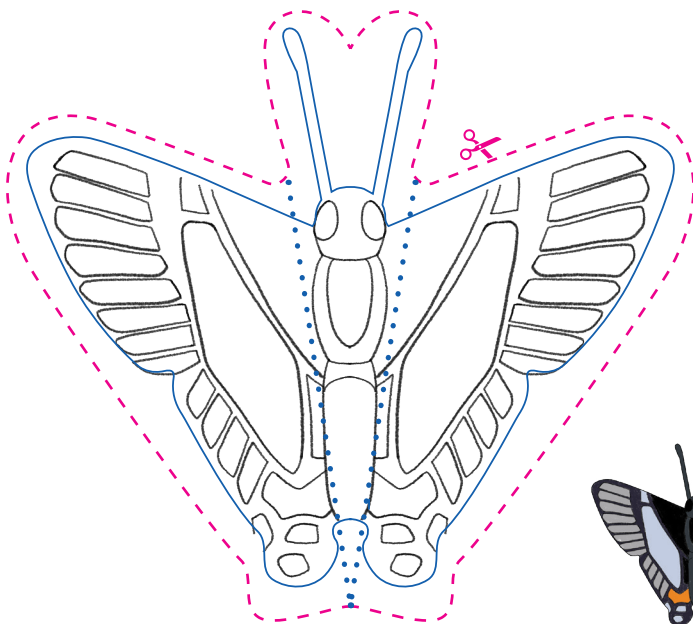
- Crayons or colored markers
- Child-safe scissors
- Glue

Legend


- Cut line 
- Fold line 

Directions

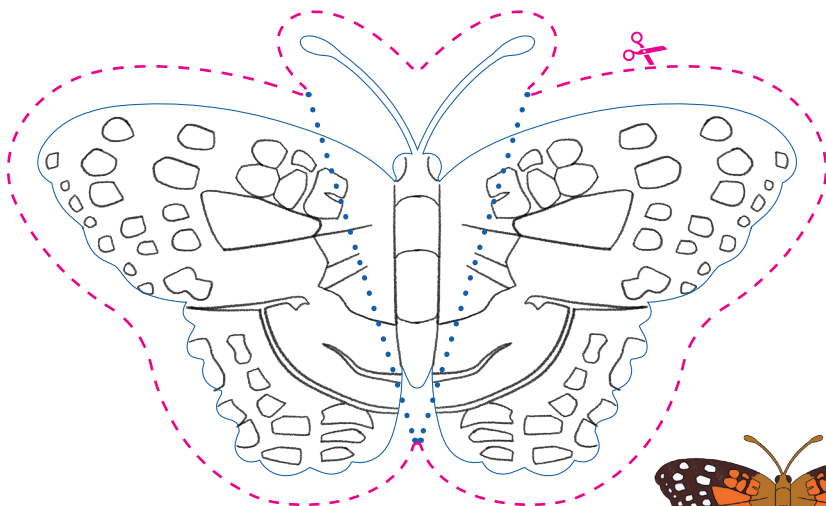
1. Color the butterflies and the background picture on the next printed page.
2. Cut out each butterfly and fold along the dotted lines.
3. Add a dot of glue to the underside of a butterfly, in between the two folded lines, and attach it to the background.




Orange spot duke



Amazon angel



Coolie butterfly



Blue morpho

